

Biochar in Concrete Applications: Challenges and Opportunities

Speaker and Principal Investigator:

Dr. Somayeh Nassiri, Associate Professor, UC Davis

Collaborators:

Souvik Roy, PhD Candidate, UC Davis



Dr. Vikram Yadama, Professor

Dr. Manuel Garcia Perez, Professor

Mohammad Mezbah Ul Hoque, PhD Student



Biochar 2024, February 2024, Sacramento, CA

UC DAVIS
UNIVERSITY OF CALIFORNIA

UC PRC
UNIVERSITY OF CALIFORNIA | PAVEMENT RESEARCH
Davis • Berkeley | CENTER

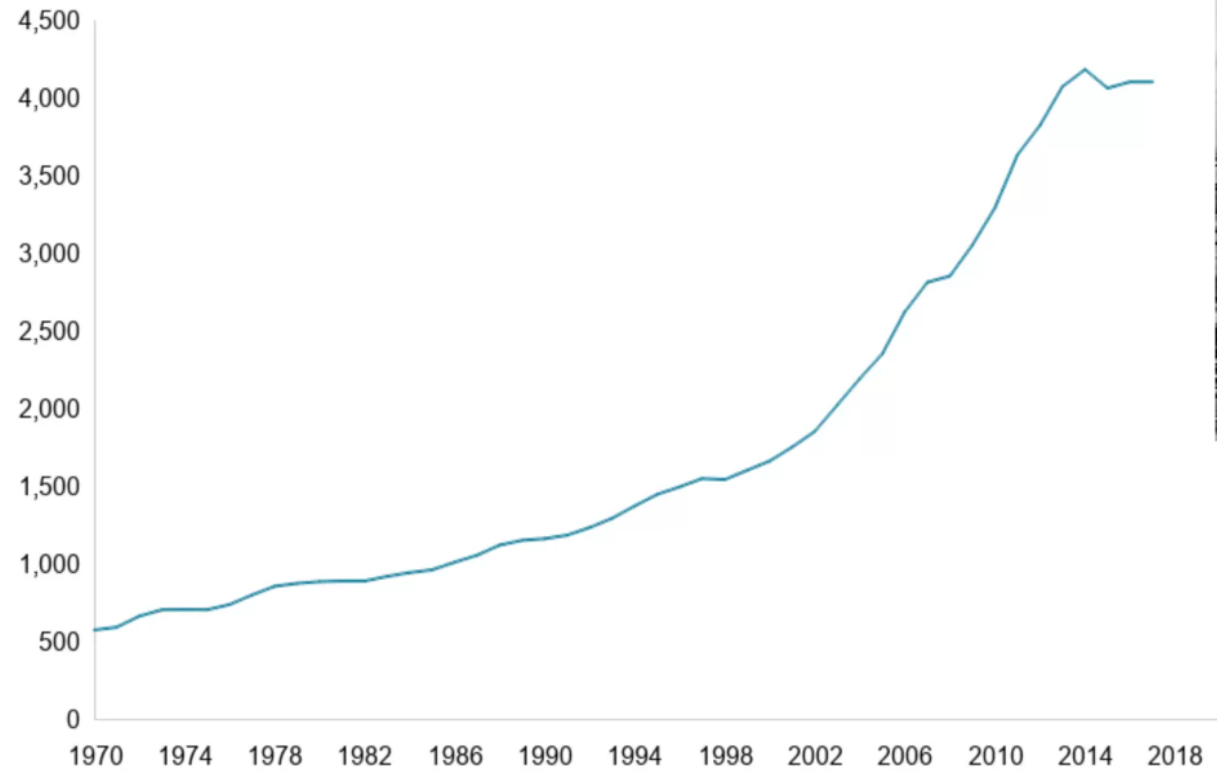
WASHINGTON STATE
UNIVERSITY



Global Cement Demand

- Main challenge facing the cement industry is to reduce CO₂ emissions while meeting global demand

Millions of metric tonnes



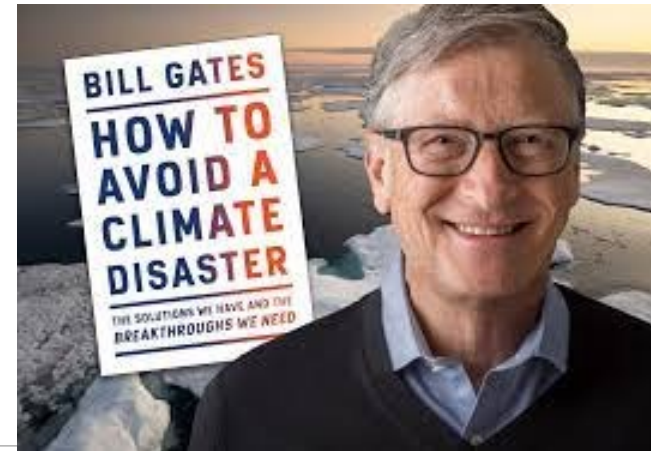
Note: Figures for 2016 and 2017 are estimates

Source: USGS

BBC



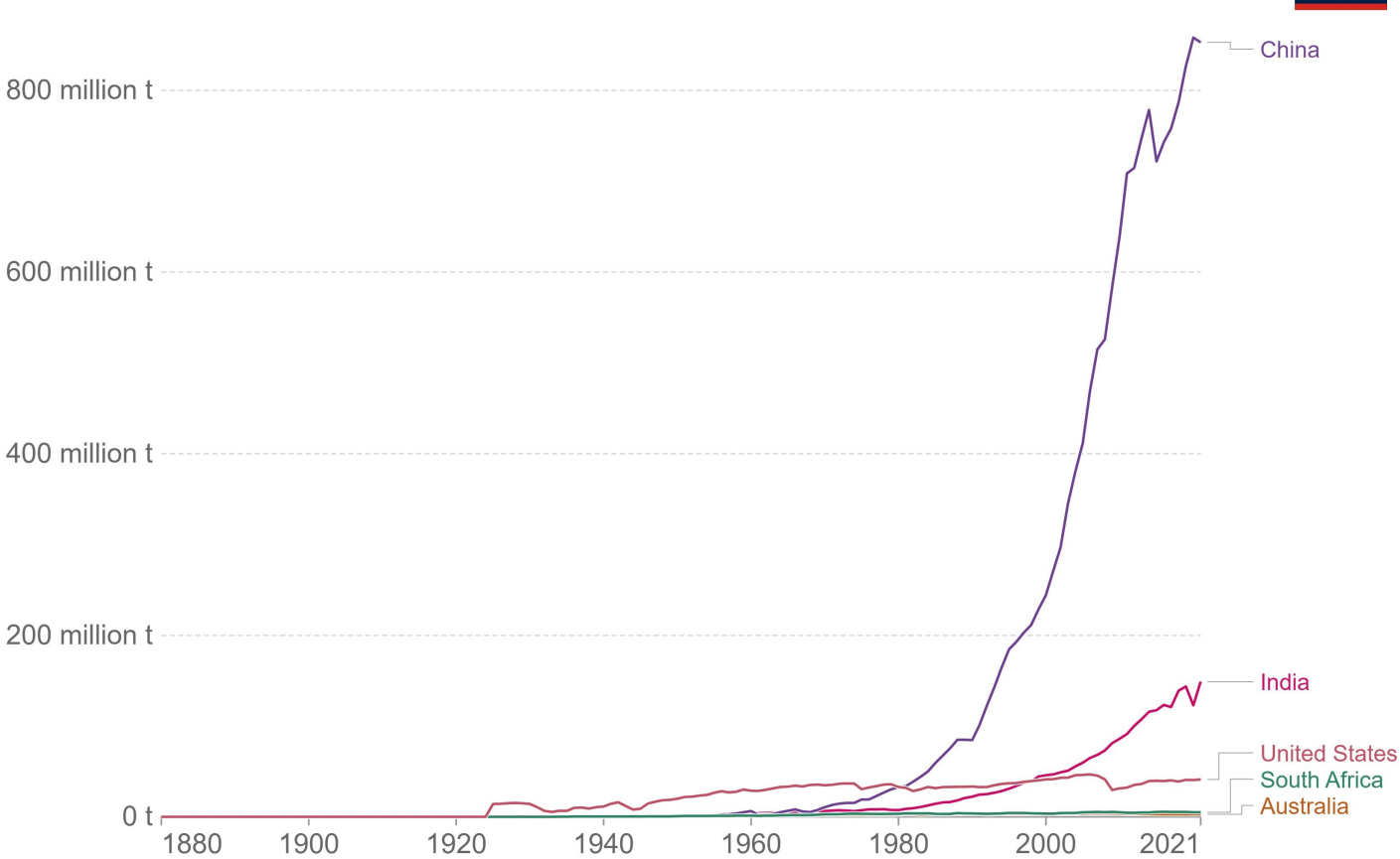
1987 (left) and 2013 (right).



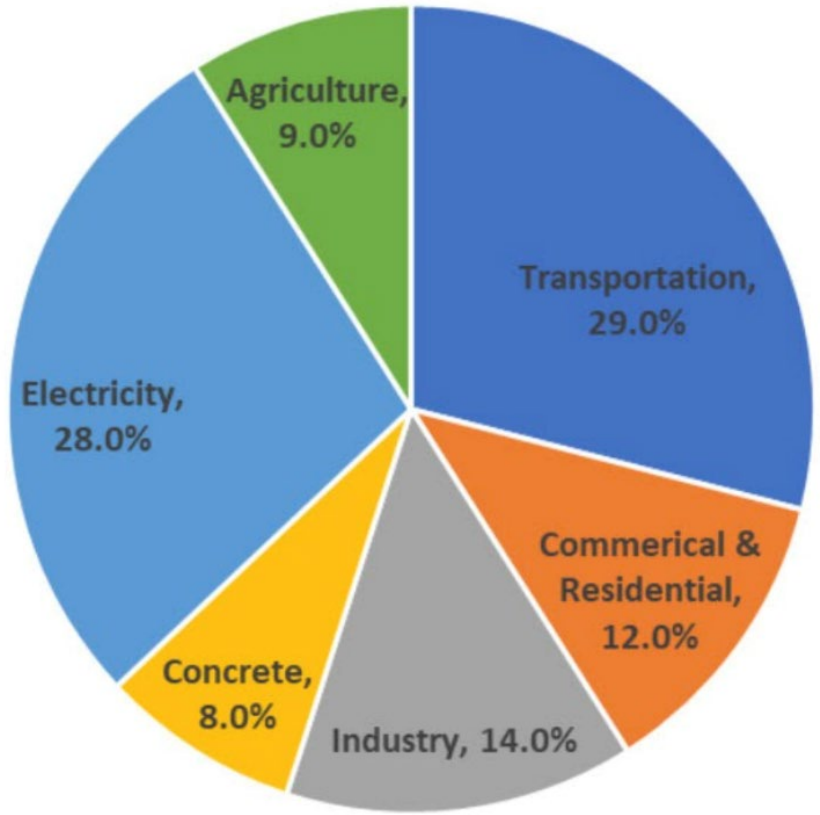
CO₂ Emissions from Cement Production-Global

- Concrete responsible for 8% of global anthropogenic CO₂ emissions

Annual CO₂ emissions from cement



Our World in Data



Princeton Student Climate Initiative

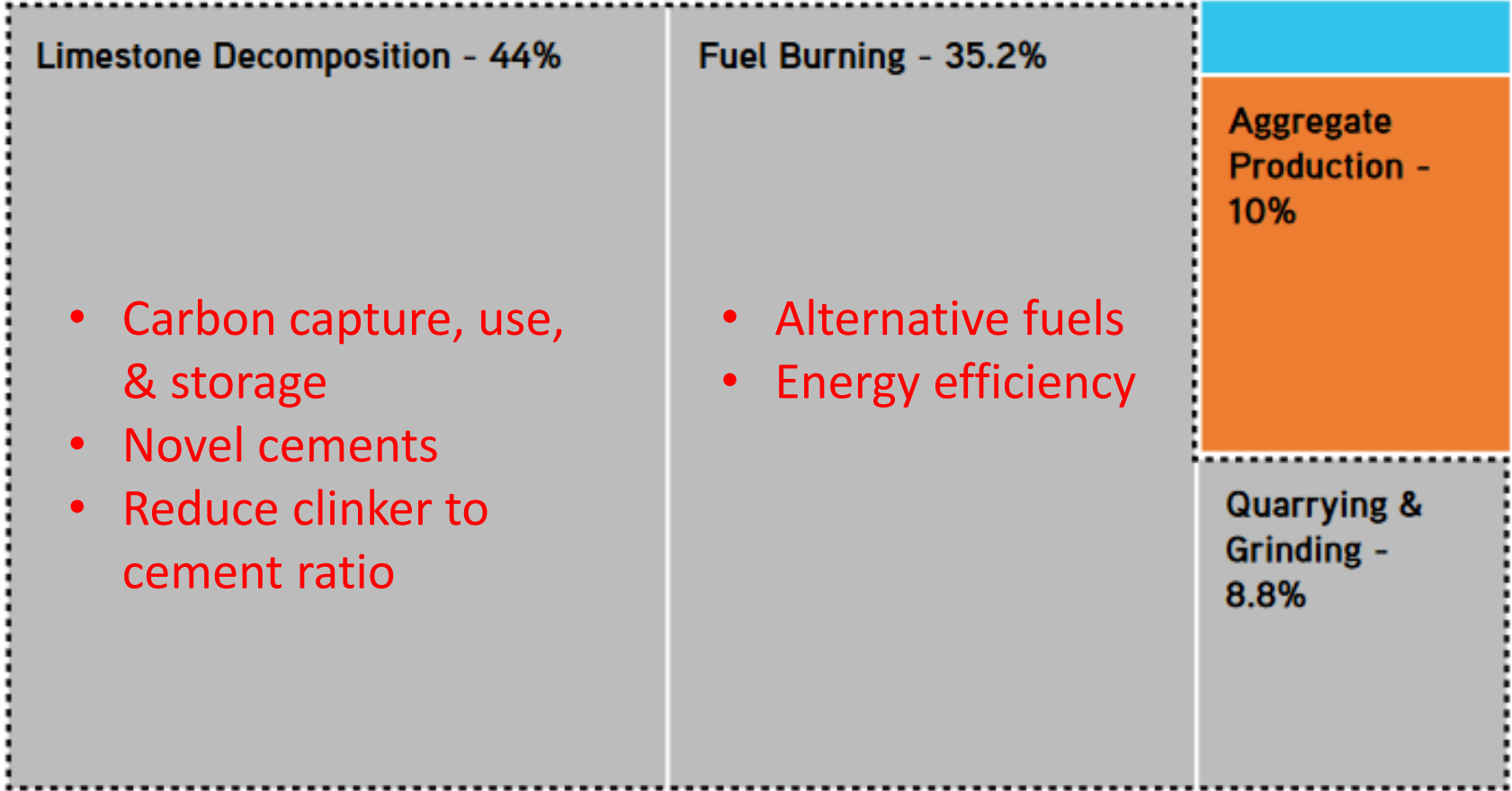
Source: Global Carbon Project (2022)

OurWorldInData.org/co2-and-greenhouse-gas-emissions • CC BY

Decarbonization Opportunities



= Cement Production Processes



Carbon Reeducations by Avoidance

- Calcareous or siliceous-aluminous materials in fine particles chemically react with calcium hydroxide in the concrete (water required) ...to form compounds with cementitious properties (ASTM C125)
- SCMs from industrial sector:
 - Coal Fly ash (most common)
 - Domestic supplies of fly ash diminishing
 - Sources of fly ash in UT, AZ, CO, NM and foreign countries
 - Steel slag (GGBFS)
 - Little steel making in the US, GGBFS mainly imported
 - Natural materials: diatomaceous earths,..., tuffs and volcanic ashes or pumicites,..., and some clays and shales (AASHTO M295)

Coal Fly Ash: The Rise, the Fall, and in Between

- Gradual shift from natural pozzolans to coal fly ash in 1960s to 1980s
- Coal fly ash presented as a cost-effective and easily accessible pozzolanic alternative
- Becoming increasingly unavailable as coal power plants phased out



The Navajo Generating Station in Arizona, demolished in 2020. Source: the guardian

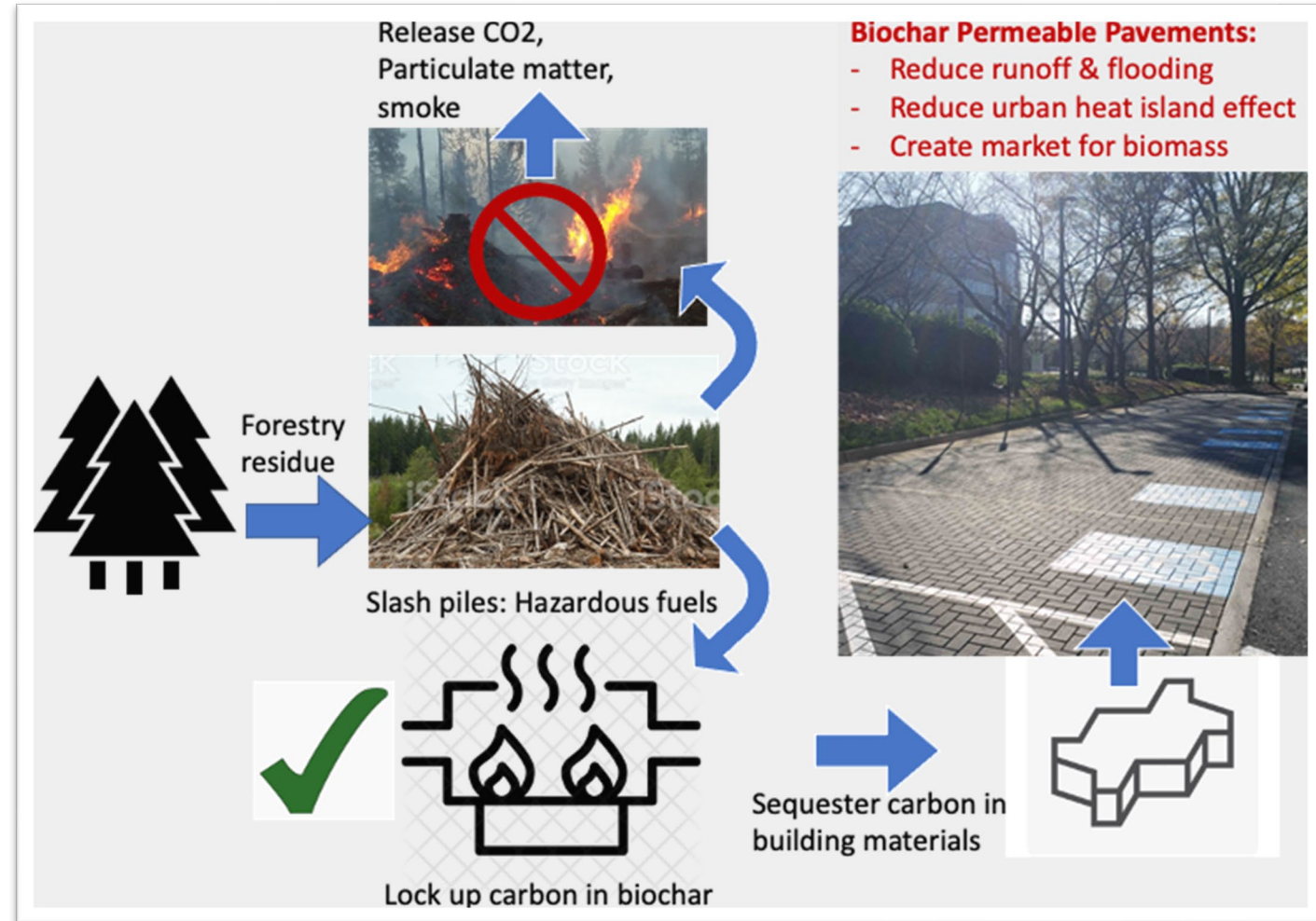


Challenges Facing Cement and Concrete Sector

- Implementation of new materials needed at much faster pace
- To meet net zero 2045 (California): SB 596


Project Overview

- Wood Innovation Project
- Applied research + collaboration with masonry and biochar industry
 - Produce biochar from wood slash sources in laboratory
 - Collect and characterize biochar samples from biomass energy sector in WA and across CA
 - Work closely with masonry industry to incorporate select biochars in permeable pavements



Industry Participation

- Wood and rice hull fly ash and bottom ash samples have been collected from 8 energy producers: a total of 18 plants
- 14 biochar samples from forestry and ag-based biomass feedstock (wood, walnut shells, rice hulls)
 - Pyrolysis or Gasification (Temp. 500-800 °C or 930-1470 °F)
 - Torrefaction (Temp. 200-300 °C or 390-570 °F)




Sample Preparation & Characterization

- Step 1: Grinding or ball milling
- Step 2: Fineness check by wet sieve
#325 must retain < 34%
- Step 3: Chemical composition, moisture content, loss on ignition, density
 - Also, zeta potential, proximity test

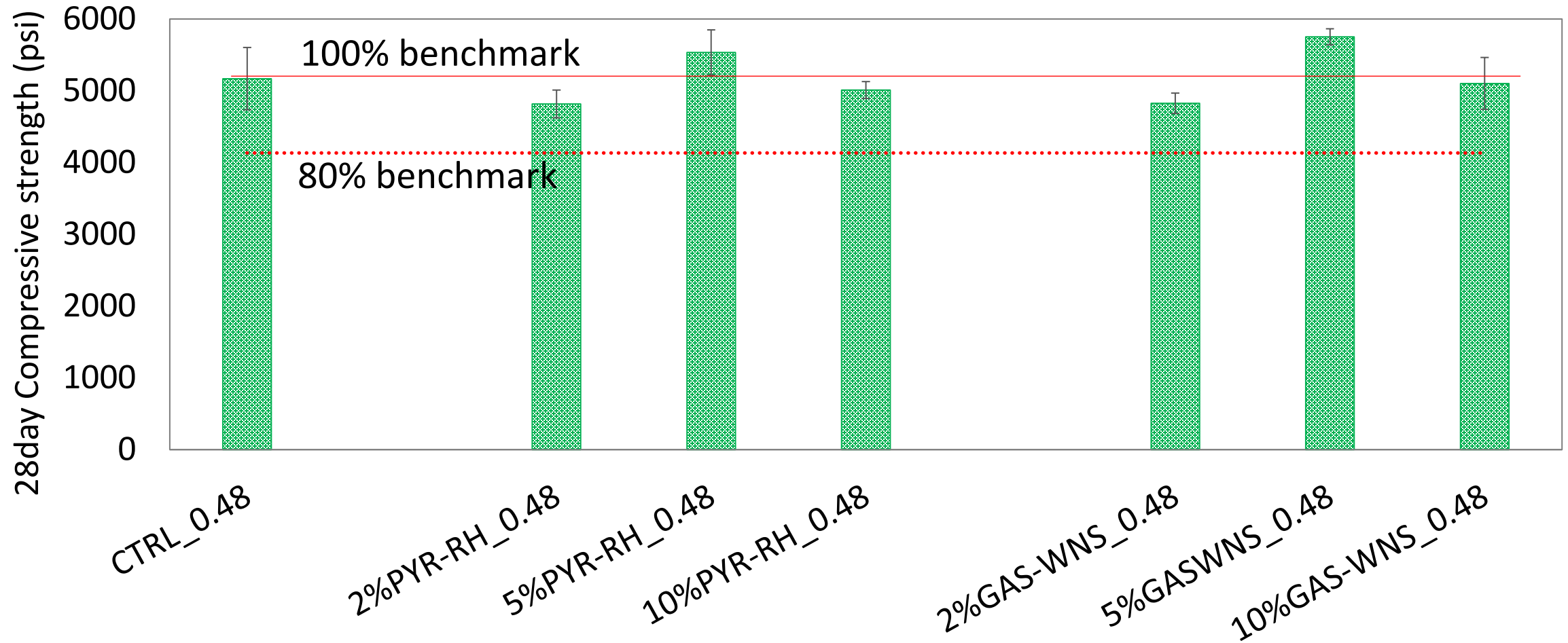


Water Demand and Strength Activity Index

- Step 4- Batch mortar, measure water demand
 - 400 g of portland cement
 - 100 g of SCM (20% replacement of cement)
 - 1375 g of graded standard sand
 - mL of water required for flow ± 5 of control mixture
 - Water requirement, max, percent of control: Class N Natural Pozzolan: 115, Class F coal fly ash: 105, Class C coal fly ash: 105
- Step 5- Measure 7- & 28-day compressive strength of three cubes
 - Strength needs to be 75% or greater than the control mixture for coal fly ash

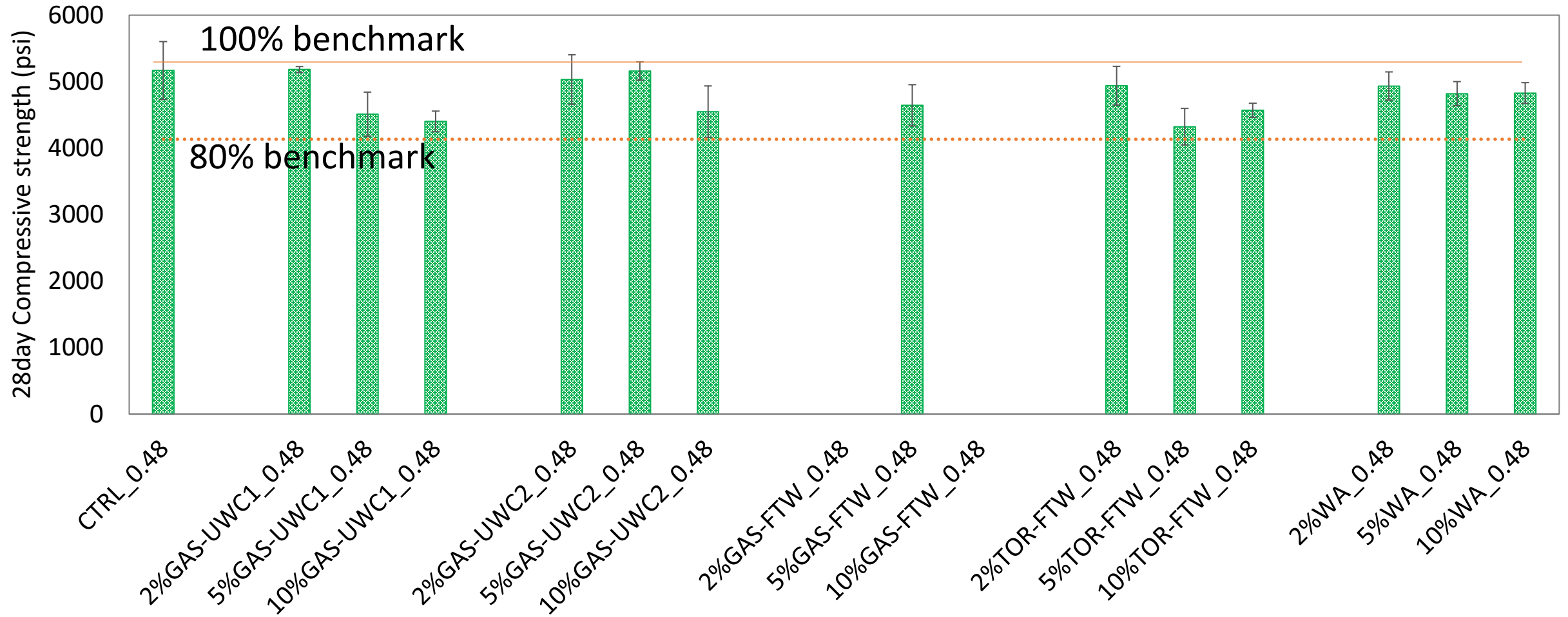


Strength Results: Agricultural Biochar



- PYR: Pyrolysis; GAS: gasification; TOR: torrefaction
- RH: rice hulls; WNS: walnut shells

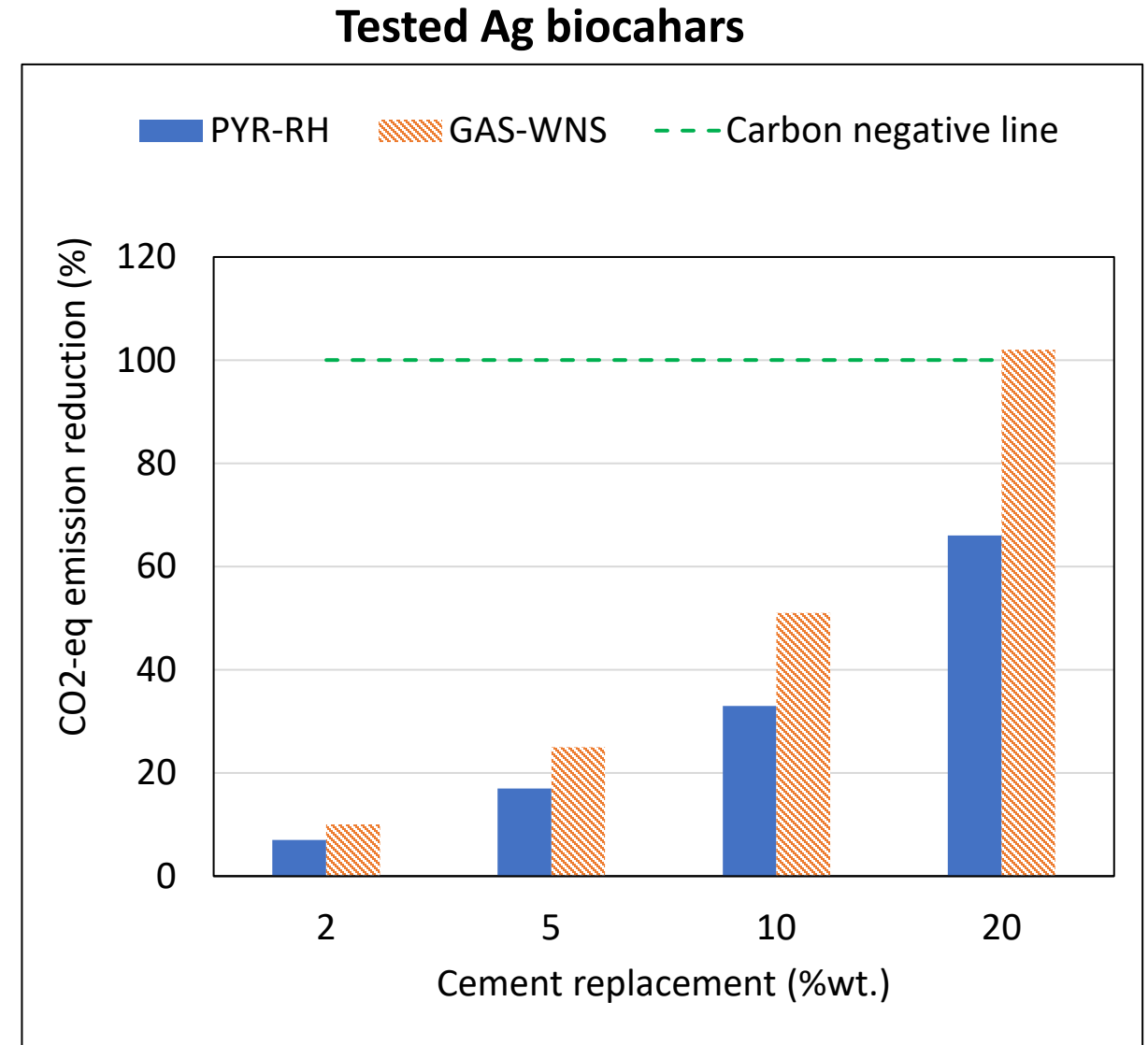
Strength Results: Wood Biochars



- PYR: Pyrolysis; GAS: gasification; TOR: torrefaction
- UWC: urban wood chip; FTW: forest thinning wood; WA: high carbon wood ash from sawmill

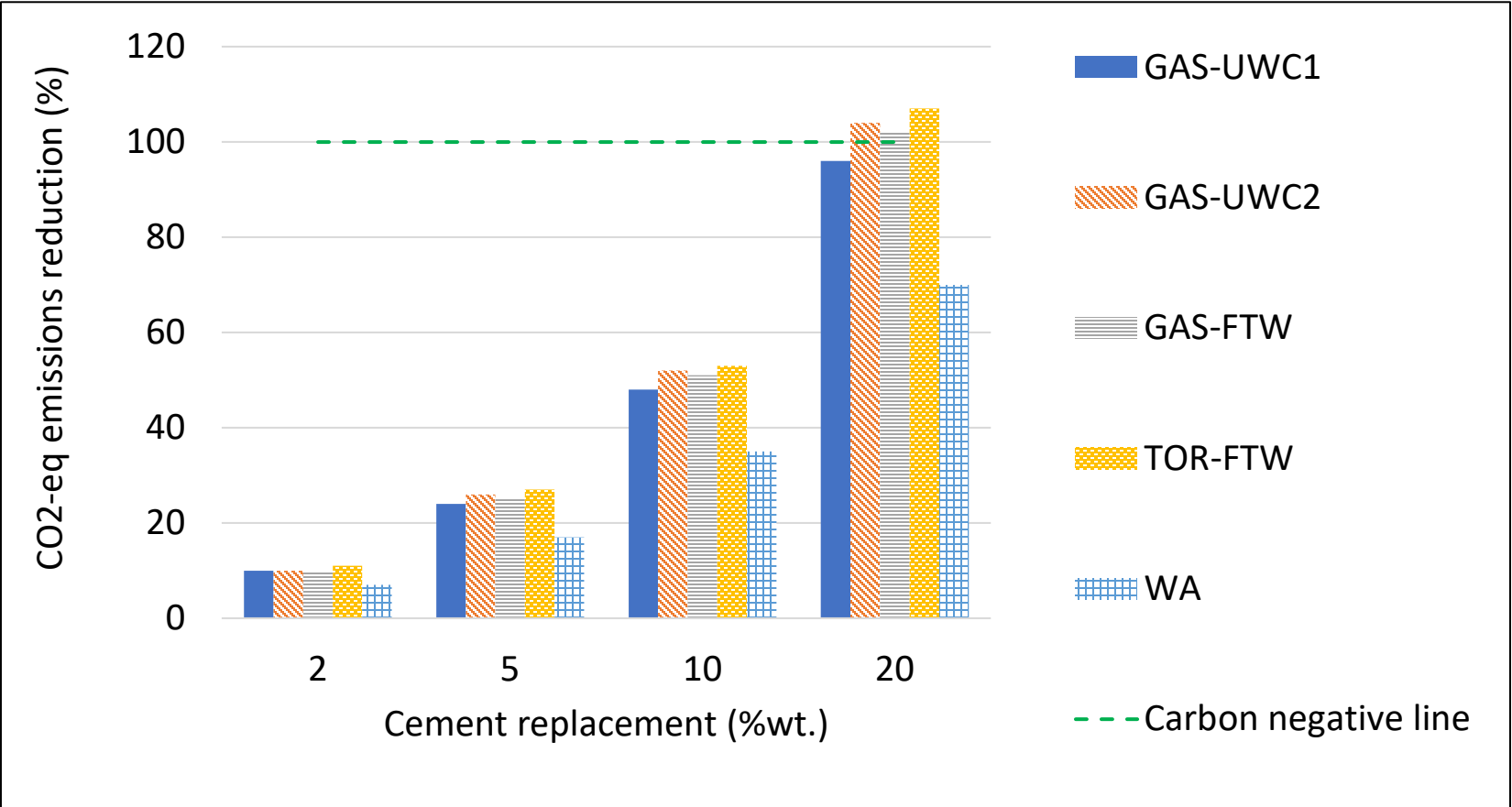
Carbon Reductions: Approximate Estimates for Tested Biochar Concrete

- CO₂-eq of biochar assumed based on the measured carbon content
 - Emissions of biochar (drying, milling), transportation to our lab not factored in
- CO₂-eq of 1 tonne of portland limestone cement is 844 kg according to Portland Cement Association
- A percentage of carbon reductions are from cement avoidance depending on replacement rates
- 20%wt. replacement of cement with some biochar may result in carbon-negative concrete.
- How much strength are we willing to sacrifice to achieve carbon-negativity?



Carbon Reductions: Approximate Estimates for Tested Biochar Concrete

Tested Wood Biochars




Conclusions and Look Ahead

- Carbon capture, use and storage needed to meet the 2045 neutrality goal in the cement sector
- Biochar replacements up to certain amounts acceptable impact on strength
- Durability and compatibility with chemical admixtures need to be assessed
 - Implementation easier for certain applications
- Standardization required for concrete use lacking for structural concrete use
- Demonstration projects needed
- Cost competitiveness in the construction market



Thank you!

Contact us at: 
nassiri@ucdavis.edu

Thanks to sponsors and
materials suppliers:



Basalite Concrete Products, Dixon, CA

1. Glanris Biocarbon[®] Biochar
2. All Power Labs
3. Myno Carbon Corporation
4. Restoration Fuels
5. Sierra Pacific Industries
6. Pacific Biochar
7. Phoenix Energy
8. Proton Power
9. Origin Materials
10. Biogas Energy
11. West Biofuels
12. People Food and Land Foundation